



www.lamaitressedecolle.ch

lundi
22 août

mardi
23 août

mercredi
24 août

A vertical rectangular area for writing, divided into seven horizontal bands. Each band consists of a thin grey top border, a larger white central area, and a thin grey bottom border. The bands are stacked vertically, providing a structured space for daily notes or tasks.

A vertical rectangular area for writing, divided into seven horizontal bands. Each band consists of a thin grey top border, a larger white central area, and a thin grey bottom border. The bands are stacked vertically, providing a structured space for daily notes or tasks.

A vertical rectangular area for writing, divided into seven horizontal bands. Each band consists of a thin grey top border, a larger white central area, and a thin grey bottom border. The bands are stacked vertically, providing a structured space for daily notes or tasks.

jeudi
24 août

vendredi
25 août

Semaine n° 1

Handwritten notes area with horizontal lines.

Handwritten notes area with horizontal lines.

Handwritten notes area with horizontal lines and five decorative circular icons on the left side.

Three horizontal lines for additional notes.

Three horizontal lines for additional notes.

lundi
29 août

mardi
30 août

mercredi
31 août

A vertical column for the date August 29th. It consists of a repeating pattern of three horizontal sections: a light gray header section at the top, a white body section in the middle, and a light gray footer section at the bottom. This pattern repeats seven times down the page.

A vertical column for the date August 30th. It consists of a repeating pattern of three horizontal sections: a light gray header section at the top, a white body section in the middle, and a light gray footer section at the bottom. This pattern repeats seven times down the page.

A vertical column for the date August 31st. It consists of a repeating pattern of three horizontal sections: a light gray header section at the top, a white body section in the middle, and a light gray footer section at the bottom. This pattern repeats seven times down the page.

jeudi
1^{er} septembre

vendredi
2 septembre

Semaine n° 2

🌸 _____

🌸 _____

🌸 _____

🌸 _____

🌸 _____

lundi
5 septembre

mardi
6 septembre

mercredi
7 septembre

jeudi
8 septembre

vendredi
9 septembre

Semaine n° 3

Lined writing area with 8 horizontal lines.

Lined writing area with 8 horizontal lines.

Lined writing area with 5 horizontal lines, each preceded by a small circular icon.

Three horizontal lines for additional notes.

Three horizontal lines for additional notes.

lundi
12 septembre

mardi
13 septembre

mercredi
14 septembre

jeudi
15 septembre

vendredi
16 septembre

Semaine n° 4

• _____

• _____

• _____

• _____

• _____

lundi
19 septembre

mardi
20 septembre

mercredi
21 septembre

Lundi du Jeûne

(Lendemain du Jeûne fédéral,
jour d'action de grâce, de
pénitence et de prière)

jeudi
22 septembre

vendredi
23 septembre

Semaine n° 5

● _____

● _____

● _____

● _____

● _____

lundi
26 septembre

mardi
27 septembre

mercredi
28 septembre

--

--

--

lundi
3 octobre

mardi
4 octobre

mercredi
5 octobre

A vertical rectangular writing area for Monday, October 3rd. It features a light gray header bar at the top. Below the header, the page is divided into eight horizontal sections by thin gray lines. Each section consists of a white space for writing, followed by a thin gray horizontal bar at the bottom of the section. The sections are separated by thin gray vertical lines on the left and right sides.

A vertical rectangular writing area for Tuesday, October 4th. It features a light gray header bar at the top. Below the header, the page is divided into eight horizontal sections by thin gray lines. Each section consists of a white space for writing, followed by a thin gray horizontal bar at the bottom of the section. The sections are separated by thin gray vertical lines on the left and right sides.

A vertical rectangular writing area for Wednesday, October 5th. It features a light gray header bar at the top. Below the header, the page is divided into eight horizontal sections by thin gray lines. Each section consists of a white space for writing, followed by a thin gray horizontal bar at the bottom of the section. The sections are separated by thin gray vertical lines on the left and right sides.

Blank lined area for notes.

Blank lined area for notes.

Blank lined area for notes with circular markers on the left.

lundi
10 octobre

mardi
11 octobre

mercredi
12 octobre

A vertical column for Monday, October 10th. It consists of a repeating pattern of three horizontal sections: a light gray header, a white body, and a light gray footer. This pattern repeats seven times, filling the main content area of the page.

A vertical column for Tuesday, October 11th. It consists of a repeating pattern of three horizontal sections: a light gray header, a white body, and a light gray footer. This pattern repeats seven times, filling the main content area of the page.

A vertical column for Wednesday, October 12th. It consists of a repeating pattern of three horizontal sections: a light gray header, a white body, and a light gray footer. This pattern repeats seven times, filling the main content area of the page.

jeudi
13 octobre

vendredi
14 octobre

Semaine n° 8

• _____
• _____
• _____
• _____
• _____

Vacances d'automne

lundi
31 octobre

mardi
1^{er} novembre

mercredi
2 novembre

jeudi
3 novembre

vendredi
4 novembre

Semaine n° 9

Handwriting practice area with 8 horizontal lines on a grey background.

Handwriting practice area with 8 horizontal lines on a grey background.

Handwriting practice area with 5 horizontal lines and decorative circular icons on the left side of a grey background.

lundi

7 novembre

mardi

8 novembre


mercredi


9 novembre


jeudi
10 novembre


vendredi
11 novembre


Semaine n° 10

 _____

 _____

 _____

 _____

 _____

lundi
14 novembre

mardi
15 novembre

mercredi
16 novembre

jeudi
17 novembre

vendredi
18 novembre

Semaine n° 11

● _____

● _____

● _____

● _____

● _____

lundi

21 novembre

mardi

22 novembre

mercredi

23 novembre

jeudi
24 novembre

vendredi
25 novembre

Semaine n° 12

•_____

•_____

•_____

•_____

•_____

•_____

lundi

28 novembre

mardi

29 novembre

mercredi

30 novembre

jeudi
1^{er} décembre

vendredi
2 décembre

Semaine n° 13

● _____

● _____

● _____

● _____

● _____

lundi
5 décembre

mardi
6 décembre

mercredi
7 décembre

jeudi
8 décembre

vendredi
9 décembre

Semaine n° 14

● _____

● _____

● _____

● _____

● _____

lundi
12 décembre

mardi
13 décembre

mercredi
14 décembre

jeudi
15 décembre

vendredi
16 décembre

Semaine n° 15

lundi
19 décembre

mardi
20 décembre

mercredi
21 décembre

A vertical column for Monday, 19 December. It features a repeating pattern of a light gray header bar at the top, followed by a white body section, a thin gray separator bar, and another white body section. This pattern repeats six times, creating six distinct time slots. At the bottom of the column, there are three horizontal lines for additional notes.

A vertical column for Tuesday, 20 December. It features a repeating pattern of a light gray header bar at the top, followed by a white body section, a thin gray separator bar, and another white body section. This pattern repeats six times, creating six distinct time slots. At the bottom of the column, there are three horizontal lines for additional notes.

A vertical column for Wednesday, 21 December. It features a repeating pattern of a light gray header bar at the top, followed by a white body section, a thin gray separator bar, and another white body section. This pattern repeats six times, creating six distinct time slots. At the bottom of the column, there are three horizontal lines for additional notes.

jeudi
22 décembre

vendredi
23 décembre

Semaine n° 16

🌟 _____

🌟 _____

🌟 _____

🌟 _____

🌟 _____

Vacances de Noël
(Naissance de Jésus)

lundi
9 janvier

mardi
10 janvier

mercredi
11 janvier

A vertical rectangular box for the date January 9th. It contains a repeating pattern of light gray horizontal bands and white space for writing.

A vertical rectangular box for the date January 10th. It contains a repeating pattern of light gray horizontal bands and white space for writing.

A vertical rectangular box for the date January 11th. It contains a repeating pattern of light gray horizontal bands and white space for writing.

jeudi
13 janvier

vendredi
14 janvier

Semaine n° 17

Lined writing area with 10 horizontal lines.

Lined writing area with 10 horizontal lines.

Lined writing area with 5 horizontal lines, each preceded by a small circular icon.

lundi
16 janvier

mardi
17 janvier

mercredi
18 janvier

jeudi
19 janvier

vendredi
20 janvier

Semaine n° 18

Lined writing area with 7 horizontal lines.

Lined writing area with 7 horizontal lines.

Lined writing area with 5 horizontal lines, each preceded by a small circular icon.

Three horizontal lines for additional notes.

Three horizontal lines for additional notes.

lundi
23 janvier

mardi
24 janvier

mercredi
25 janvier

jeudi
26 janvier

vendredi
27 janvier

Semaine n° 19

🌸 _____

🌸 _____

🌸 _____

🌸 _____

🌸 _____

lundi
30 janvier

mardi
31 janvier

mercredi
1^{er} février

A vertical column for the date 'lundi 30 janvier'. It consists of seven horizontal bands of equal height, alternating between white and grey, starting with a grey band at the top.

A vertical column for the date 'mardi 31 janvier'. It consists of seven horizontal bands of equal height, alternating between white and grey, starting with a grey band at the top.

A vertical column for the date 'mercredi 1^{er} février'. It consists of seven horizontal bands of equal height, alternating between white and grey, starting with a grey band at the top.

lundi
6 février

mardi
7 février

mercredi
8 février

A vertical column for the date 'lundi 6 février'. It consists of a repeating pattern of three horizontal bands: a grey header band at the top, a white body band in the middle, and a grey footer band at the bottom. This pattern repeats seven times down the page.

A vertical column for the date 'mardi 7 février'. It consists of a repeating pattern of three horizontal bands: a grey header band at the top, a white body band in the middle, and a grey footer band at the bottom. This pattern repeats seven times down the page.

A vertical column for the date 'mercredi 8 février'. It consists of a repeating pattern of three horizontal bands: a grey header band at the top, a white body band in the middle, and a grey footer band at the bottom. This pattern repeats seven times down the page.

lundi
20 février

mardi
21 février

mercredi
22 février

lundi
6 mars

mardi
7 mars

mercredi
8 mars

A vertical column for Monday, 6th of March. It consists of a repeating pattern of horizontal bands: a thin light gray band at the top, followed by a larger white band, then another thin light gray band, and so on. There are seven such pairs of bands, creating a structured space for notes.

A vertical column for Tuesday, 7th of March. It consists of a repeating pattern of horizontal bands: a thin light gray band at the top, followed by a larger white band, then another thin light gray band, and so on. There are seven such pairs of bands, creating a structured space for notes.

A vertical column for Wednesday, 8th of March. It consists of a repeating pattern of horizontal bands: a thin light gray band at the top, followed by a larger white band, then another thin light gray band, and so on. There are seven such pairs of bands, creating a structured space for notes.

Blank lined area for notes.

Blank lined area for notes.

-
-
-
-
-

Blank lined area for notes.

Three horizontal lines for notes.

Three horizontal lines for notes.

lundi
13 mars

mardi
14 mars

mercredi
15 mars

jeudi
16 mars

vendredi
17 mars

Semaine n° 25

Lined writing area with rounded corners.

Lined writing area with rounded corners.

Lined writing area with rounded corners and five bullet points.

lundi
20 mars

mardi
21 mars

mercredi
22 mars

A vertical column for Monday, 20th of March. It consists of a repeating pattern of light gray horizontal bands and white space. The pattern starts with a light gray band at the top, followed by a white space, then another light gray band, and so on, down to the bottom of the column.

A vertical column for Tuesday, 21st of March. It consists of a repeating pattern of light gray horizontal bands and white space. The pattern starts with a light gray band at the top, followed by a white space, then another light gray band, and so on, down to the bottom of the column.

A vertical column for Wednesday, 22nd of March. It consists of a repeating pattern of light gray horizontal bands and white space. The pattern starts with a light gray band at the top, followed by a white space, then another light gray band, and so on, down to the bottom of the column.

jeudi
23 mars

vendredi
24 mars

Semaine n° 26

lundi
27 mars

mardi
28 mars

mercredi
29 mars

jeudi
30 mars

vendredi
31 mars

Semaine n° 27

Blank lined writing area.

Blank lined writing area.

Blank lined writing area with five decorative floral icons on the left side.

lundi
3 avril

mardi
4 avril

mercredi
5 avril

A vertical column for Monday, April 3rd, featuring a series of alternating white and light gray horizontal bands, serving as a template for a daily schedule or journal entry.

A vertical column for Tuesday, April 4th, featuring a series of alternating white and light gray horizontal bands, serving as a template for a daily schedule or journal entry.

A vertical column for Wednesday, April 5th, featuring a series of alternating white and light gray horizontal bands, serving as a template for a daily schedule or journal entry.

lundi
24 avril

mardi
25 avril

mercredi
26 avril

jeudi
27 avril

vendredi
28 avril

Semaine n° 29

● _____

● _____

● _____


● _____

● _____

lundi
1^{er} mai

mardi
2 mai


mercredi
3 mai



A vertical writing area for Monday, consisting of seven horizontal sections. Each section is defined by a thin grey line at the top and a thicker grey line at the bottom, creating a series of rectangular boxes for writing.



A vertical writing area for Tuesday, identical in structure to the Monday section, with seven horizontal sections defined by thin and thick grey lines.



A vertical writing area for Wednesday, identical in structure to the Monday and Tuesday sections, with seven horizontal sections defined by thin and thick grey lines.

jeudi
4 mai

vendredi
5 mai

Semaine n° 30

• _____

• _____

• _____

• _____

• _____

• _____

lundi
8 mai

mardi
9 mai

mercredi
10 mai

A vertical rectangular box divided into six horizontal sections by alternating white and light gray bands, serving as a template for daily notes on Monday.

A vertical rectangular box divided into six horizontal sections by alternating white and light gray bands, serving as a template for daily notes on Tuesday.

A vertical rectangular box divided into six horizontal sections by alternating white and light gray bands, serving as a template for daily notes on Wednesday.

jeudi
11 mai

vendredi
12 mai

Semaine n° 31

-
-
-
-
-

lundi
15 mai

mardi
16 mai

mercredi
17 mai

jeudi
18 mai

vendredi
19 mai

Semaine n° 32

●	
●	
●	
●	
●	
●	

Ascension

(Jour où Jésus monta au ciel)

Pont de l'Ascension

lundi
22 mai

mardi
23 mai

mercredi
24 mai

A vertical rectangular box with a light gray background and a thin black border. It is divided into eight horizontal sections by seven gray bands. The top and bottom sections are white, while the middle six sections are white with a gray band above and below them.

A vertical rectangular box with a light gray background and a thin black border. It is divided into eight horizontal sections by seven gray bands. The top and bottom sections are white, while the middle six sections are white with a gray band above and below them.

A vertical rectangular box with a light gray background and a thin black border. It is divided into eight horizontal sections by seven gray bands. The top and bottom sections are white, while the middle six sections are white with a gray band above and below them.

jeudi
25 mai

vendredi
26 mai

Semaine n° 33

● _____

● _____

● _____

● _____

● _____

lundi
29 mai

mardi
30 mai

mercredi
31 mai

Lundi de Pentecôte

(Jour où les apôtres ont reçu
le Saint-Esprit)

jeudi
1^{er} juin

vendredi
2 juin

Semaine n° 34

Handwriting practice box with 7 horizontal lines.

Handwriting practice box with 7 horizontal lines.

Handwriting practice box with 5 horizontal lines, each starting with a decorative floral icon.

Three horizontal lines for additional notes.

Three horizontal lines for additional notes.

lundi
5 juin

mardi
6 juin

mercredi
7 juin

jeudi
8 juin

vendredi
9 juin

Semaine n° 35

Handwriting practice box 1: A large rounded rectangle with 8 horizontal white lines on a grey background.

Handwriting practice box 2: A large rounded rectangle with 8 horizontal white lines on a grey background.

Handwriting practice box 3: A large rounded rectangle with 5 horizontal white lines on a grey background. Each line is preceded by a small circular floral icon.

Horizontal lines for writing practice on the left side of the page.

Horizontal lines for writing practice on the right side of the page.

lundi
12 juin

mardi
13 juin

mercredi
14 juin

jeudi
15 juin

vendredi
16 juin

Semaine n° 36

● _____

● _____

● _____

● _____

● _____

● _____

lundi
19 juin

mardi
20 juin

mercredi
21 juin

jeudi
22 juin

vendredi
23 juin

Semaine n° 37

Blank lined area for notes.

Blank lined area for notes.

Blank lined area for notes with five circular bullet points.

Blank horizontal lines for additional notes.

Blank horizontal lines for additional notes.

lundi
26 juin

mardi
27 juin

mercredi
28 juin

A vertical column for the date 'lundi 26 juin'. It contains a repeating pattern of a light gray header bar, a large white rectangular area, and a light gray footer bar. This pattern repeats seven times.

A vertical column for the date 'mardi 27 juin'. It contains a repeating pattern of a light gray header bar, a large white rectangular area, and a light gray footer bar. This pattern repeats seven times.

A vertical column for the date 'mercredi 28 juin'. It contains a repeating pattern of a light gray header bar, a large white rectangular area, and a light gray footer bar. This pattern repeats seven times.

jeudi
29 juin

vendredi
30 juin

Semaine n° 38

Vacances d'été
(reprise le 21 août)

--